

WOOD

Each of Camaro's stunning wood designs effortlessly replicate the natural beauty and detailed timber variations found within individual planks, creating a warm and inviting space in your home. Each timber design features a carefully selected surface texture to further enhance its natural appearance, and is offered in a plank size suited to the wood species depicted. Presented within this brochure in a wide range of interior styles and design floor layouts, feel inspired by the array of authentic wood flooring designs Camaro has to offer.



Send us your home installations to twitter.com/Polyflorathome and we will select the best ones to feature on our blog.polyflorathome.com






CAMARO™
FLOORING COLLECTION

Cambridge Parquet 2251





Plank size 76.2 x 228.6mm


 This design features a micro bevel

Georgian Parquet 2252





Plank size 76.2 x 228.6mm

 This design features a micro bevel





Cashmere Oak 2244





Plank size 184.2 x 1219.2mm

Quayside Oak 2246





Plank size 184.2 x 1219.2mm

Sienna Oak 2248





Plank size 184.2 x 1219.2mm





American Oak 2217





Plank size 101.6 x 914.4mm

1. Random straight laid, inlaid with Brown Feature Strip every two plank widths. Design ref: 203
2. Triple row wood triangles, with Natural Oak Marquetry Strip. Design ref: 227 3. Full Plank Herringbone. Design ref: 207


Salvaged Timber 2247





Design includes three plank sizes 76.2 / 101.6 / 152.4 x 914.4mm

 This design features a micro bevel

 This design intentionally features a strong pattern and/or colour variation to accurately replicate natural timber

1, 2, 3. Random straight laid. Design ref: 103





Plank size 101.6 x 914.4mm





Plank size 152.4 x 1219.2mm

-
- 1. Double plank tramline. Design ref: 215
 - 2. Random straight laid. Design ref: 103
 - 3. Random straight laid, with 1/2 plank and Walnut Marquetry Strip perimeter. Design ref: 515

Wild Amber Oak 2249





Plank size 184.2 x 1219.2mm

Vintage Timber 2220





Plank size 152.4 x 914.4mm





Bianco Oak 2241





Plank size 184.2 x 1219.2mm



4, 5. Brickwork wood tile effect, inlaid with Grey Grouting Strip. Design ref: 219



White Limed Oak 2229






Plank size 152.4 x 914.4mm

Boathouse Oak 2242





Plank size 184.2 x 1219.2mm

 This design intentionally features a strong pattern and/or colour variation to accurately replicate natural timber

1, 2. Random straight laid. Design ref: 103

Smoke Brushed Elm 2233






Plank size 152.4 x 914.4mm

North American Walnut 2236






Plank size 152.4 x 914.4mm

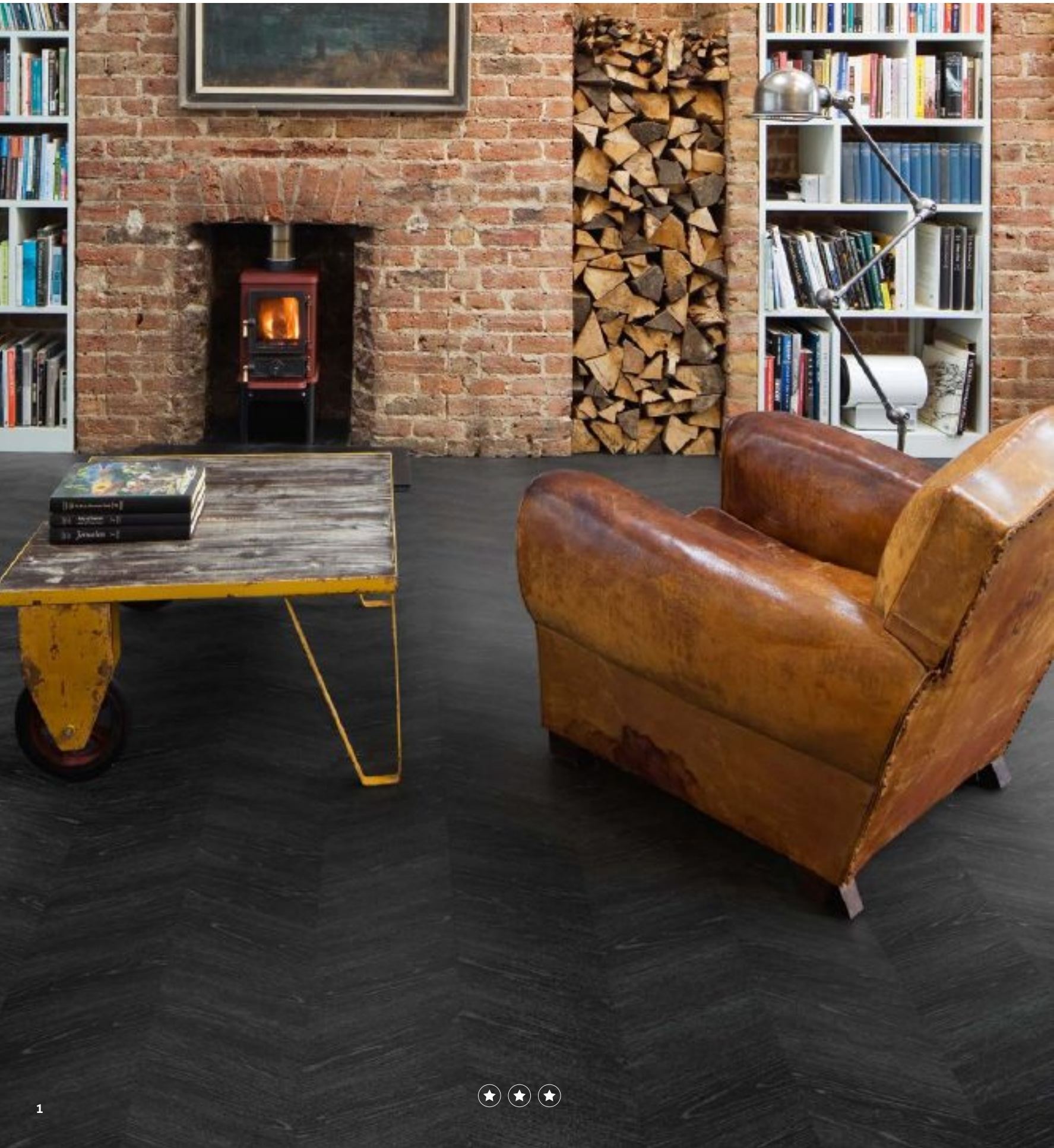
Heritage Oak 2239






Plank size 203.2 x 1219.2mm

Midnight Ash 2243





Plank size 203.2 x 1219.2mm

CREATE YOUR DREAM HOME

Engineered to be both functional and beautiful, every design in the Camaro collection offers you an imaginative and aspirational floorcovering without compromising on durability. There are an infinite number of laying patterns and shade combinations to choose from, so the following pages are designed to guide you through the process of selecting your favourite shades, flooring layouts and accessories. You can then order samples to be delivered free to your home for you to make your final selection.

Whether you choose a simple, classic flooring layout or an intricate bespoke design, Camaro makes it easy to start planning your ideal space.




Send us your home installations to twitter.com/PolyfloratHome and we will select the best ones to feature on our blog.polyflorathome.com




THE WOOD COLLECTION

CAMARO™
FLOORING COLLECTION



2251  R10
Cambridge Parquet
76.2 x 228.6mm



2252  R10
Georgian Parquet
76.2 x 228.6mm





2217 American Oak 101.6 x 914.4mm 



2202 Nut Tree 101.6 x 914.4mm 



2247 Salvaged Timber 76.2 / 101.6 / 152.4 x 914.4mm   R10



2220 Vintage Timber 152.4 x 914.4mm 




2236 North American Walnut 152.4 x 914.4mm 




2229 White Limed Oak 152.4 x 914.4mm 



2233 Smoke Brushed Elm 152.4 x 914.4mm 

 These designs feature a micro bevel.

 This design intentionally features a strong pattern and/or colour variation to accurately replicate natural timber.

The **R values** shown denote a ramp test result, which is an ex-factory measure of slip resistance. For safety flooring with sustainable wet slip resistance, refer to Expona Control PUR or the Polysafe ranges.

With regard to colour printing, it is only possible to give a provisional representation of the product colour. For colour selection, an original sample should be used which we shall be pleased to supply free of charge. To replicate the natural material, the wood effect products may contain knots or markings as part of their design.

**2232** Natural Oak

152.4 x 1219.2mm

R10

**2244** Cashmere Oak

184.2 x 1219.2mm

R10

**2248** Sienna Oak

184.2 x 1219.2mm

R10

**2246** Quayside Oak

184.2 x 1219.2mm

R10

**2249** Wild Amber Oak

184.2 x 1219.2mm

R10

**2241** Bianco Oak

184.2 x 1219.2mm

R10

**2242** Boathouse Oak

184.2 x 1219.2mm




R10

**2239** Heritage Oak

203.2 x 1219.2mm

R10

**2243** Midnight Ash

203.2 x 1219.2mm

R10


ACCESSORIES

Creating a stylish and individual floor for your home is now even easier. Whether you are looking to add details and highlights or want to push boundaries with a bespoke design, it's all simple to achieve with our carefully selected range of inlay accessories.



Send us your home installations to twitter.com/PolyfloratHome and we will select the best ones to feature on our blog.polyflorathome.com





ACCESSORIES

We offer an exclusive selection of inlay accessories that have been purposefully designed to enhance each shade within the Camaro collection.

Grouting Strips

Typically laid between stone tiles, grouting strips can be used as a subtle close-to-tile colour addition to your floor, or you can select a lighter or darker shade to create a contrasting effect.

Strip size: 3mm x 914mm



2031 Ice



2033 Pearl



2035 Grey



2037 Coffee



2039 Graphite



Ice Grouting Strip with Atlantic Slate.

Marquetry Strips

These strips are ideal for laying between planks to create designs such as ships decking, perimeter borders or highlighting room features like fireplaces and island units.

Strip size: 3mm x 914mm



2056 Maple



2057 Natural Oak



2058 Classic Oak



2059 Walnut



Classic Oak Marquetry Strip with White Limed Oak.

Design Tip: *It is worth noting that although the Grouting Strips are ideal for the stone tiles and the Marquetry Strips suit the wood planks, they can be mixed and matched between tiles and planks to further create a unique look.*

Note: As the Grouting, Marquetry & Cross Grain Marquetry Strips are cut from natural wood and stone designs, there will be variation in markings and decoration.

Cross Grain Marquetry Strips

Running across the natural wood grain, these eye catching strips create a distinct effect when used individually or in varied combinations.

Strip size: 10mm x 914mm



1011 Classic Oak



1012 Walnut

Strip size: 25mm x 914mm



2511 Classic Oak



2512 Walnut



Classic Oak and Walnut Cross Grain Marquetry Strips with Sienna Oak.

Feature Strips

Feature strips bring a bold statement look to both planks and tiles. Create a focal point or use as a metallic highlight for a striking luxurious finish.

Strip size: 5mm x 1000mm




0026 Gold



0025 Silver



0028 Black



0032 Cream




0031 Brown



Brown Feature Strip with Vintage Timber.



2248 Sienna Oak



2342 Burnished Concrete

CREATIVE EDGE


What will you create?



Hexagon Pattern ★★ ★



2343 Organic Concrete



2344 Smoked Concrete

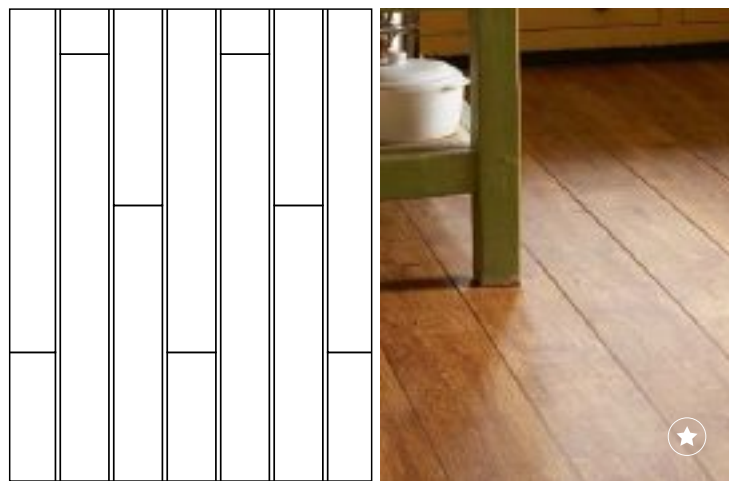


CREATIVE EDGE Design Floors Wood

These linear drawings show a number of creative designs to help inspire you when choosing your new Camaro floor. From clean and simple layouts to more ambitious and sophisticated designs, each version can be achieved with the help of Polyflor's bespoke cutting service and design accessories.




Straight laid plank - random.
Design ref: 103




Straight laid plank with strip between each length ('ships decking' effect).
Design ref: 201



Straight laid plank with tramline strip perimeter (tramline planks can be supplied in bespoke width).
Design ref: 507



Herringbone design with full length planks.
Design ref: 207



Double plank tramline.
Design ref: 215



Herringbone design (typically third length planks).
Design ref: 208

Simply choose the floor format along with the preferred Camaro colour(s) and allow us to do the rest.

For detailed information, contact your Camaro provider.

CUTTING PRICE GUIDE



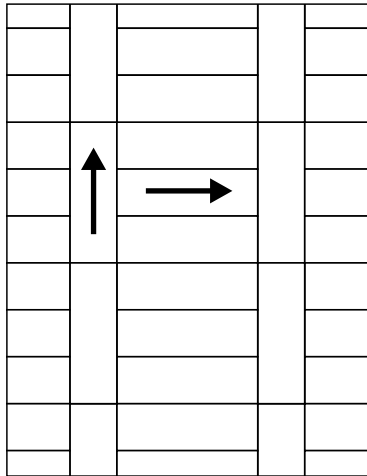
STANDARD
no cutting



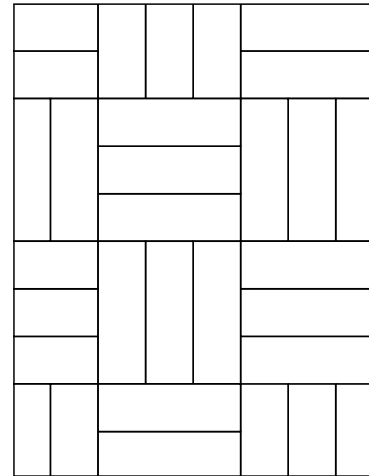
STRAIGHT
basic cutting



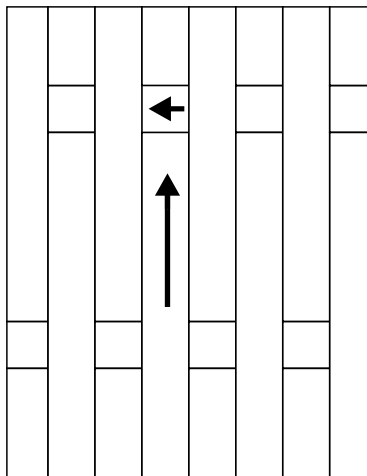
BESPOKE
complex cutting




Parquet tramline, tessellated.
Design ref: 213




Woodblock parquet.
Design ref: 224




Plank weave – full planks with square cut pieces running at 90°.
Design ref: 217



Brickwork wood tile.
Design ref: 219



Straight laid planks, cut in two lengthways.
Design ref: 206



Triple row wood triangles with strip.
Design ref: 227

Polyflor at Home Blog

Bursting with design advice and fun interior discussions, our Polyflor At Home blog is another great resource to help inform and inspire your final flooring choice. We regularly post articles about design floors, trending interior topics and inspiring home makeovers, providing an invaluable guide on how to refresh your home.

RECREATE THE LOOK...

If there is a particular installation that you love the look of, we frequently post 'recreate the look' articles listing where you can find furniture and accessories like the ones featured in our lifestyle photography.



blog.polyflorathome.com

SEASONAL HINTS & TIPS

Different times of the year bring different interior trends, from getting ready for the Christmas party season to spring cleaning your home, we bring you the latest styling tips all year round.



CUSTOMER INSTALLATIONS

We love our customers sending us beautiful installation photography featuring their new Camaro floors. These interiors provide continuous inspiration for us, which is why we showcase the best of the bunch on our blog so you can be inspired too.



For even more hints, tips and beautiful interior photography why not connect with us and browse our Pinterest, Twitter, Facebook and Instagram posts.



ENVIRONMENT

Polyflor have for many decades been recognised as a leading global manufacturer of high quality, high performance floorcoverings. We have demonstrated a high level of commitment and endeavour to minimise the impact of our products on the environment whilst maximising the performance benefits of our flooring throughout their entire life.

Camaro is 100% recyclable and can be recycled many times without losing any of its performance properties. It contains an average of 40% recycled material, and can be recycled via Recofloor, a vinyl flooring take-back scheme for recycling post consumer waste. Along with low VOCs, energy efficient manufacturing, long life and low maintenance it is clear why Camaro achieves BRE A+ rating for its LCA performance.

Choosing an environmentally preferable product from Polyflor means zero compromise in the function of the product.



VOC EMISSIONS:

Indoor Air Comfort GOLD - Eurofins certified product
AgBB - Low result
FloorScore - Certified product



Refer to BRE Global ratings on www.greenbooklive.com

For further details on Polyflor's achievements in areas such as recycling, energy reduction and waste avoidance log onto www.polyflor.com/sustainability



GUARANTEE

10 year product guarantee

The Camaro collection of luxury vinyl tiles has been developed to meet the highest technical specification of its product type. Ideal for all areas of the home, the products ensure high performance and optimum style. In addition, Camaro is suitable for moderate commercial applications such as light traffic areas within hotels, conference rooms and small offices.

Compared with many natural flooring options, Camaro will under normal conditions resist household stains and will not crack, chip or splinter. The manufacturers of Camaro are confident that their high quality products will provide many years of valuable service. All products purchased from the range are guaranteed for 10 years against normal wear and tear in the recommended environment, provided that they have been fitted correctly and maintained in accordance with the manufacturer's instructions. Full terms and conditions of the guarantee are available on request from your flooring wholesaler or Polyflor Ltd.





FLOORCARE

We want your Camaro floor to look it's best for many years to come and to help you achieve this we have laid out the following floorcare guidelines. Camaro does not harbour dust mites or bacteria making it ideal for the home environment.

Initial cleaning after your new floor has been installed:

- Avoid walking on the floor for at least 24 hours following completion of installation.
- Sweep or vacuum to prevent loose dirt or grit from scratching the floor.
- Polishing your floor can be beneficial to help prevent slight surface scratches and to provide further protection.

Day to day cleaning:

- Sweep or vacuum the floor to remove loose dirt, grit or dust.
- Use clean mops and neutral cleaning solutions to regularly clean your floor.
Contact Polyflor for details of approved maintenance products.
- Dilute the floor cleanser to the manufacturer's instructions.
- Mop the floor evenly.
- Collect any excess liquid in a mop bucket.
- Rinse the floor with clean water and allow to dry.

Regular cleaning is more beneficial to the floorcovering and is more cost effective than occasional heavy cleaning.

Do:

- ✓ Install barrier mats at entrances to pick up grit and moisture. (Please note, some rubber-backed mats may discolour the floor)
- ✓ Ensure your furniture is fitted with protective pads where necessary to prevent scratches.
- ✓ Use protective cups under heavy furniture to prevent indentation.
- ✓ Remove spillages as quickly as possible to reduce risk of staining and causing slip hazards.
- ✓ Always use clean equipment when maintaining your floor.
- ✓ Regularly trim pets claws as these can cause fine scratches.

Don't:

- ✗ Use abrasive liquids or metal scouring pads as these can damage the floor.
- ✗ Clean the floor with solvents, caustic detergents, washing up liquids, soap powders, bleach, furniture polishes, petroleum based products, pine gels, stain removers or highly coloured products. Such products may make the floor slippery or cause permanent damage.
- ✗ Drag furniture with unprotected feet across the floor.



Camaro is resistant to everyday dirt and soil



Camaro is resistant to accidental splashes and temporary surface water



Dirty footprints are not a problem and can be easily wiped away




Everyday dirt and crumbs can be simply swept away



TECHNICAL DETAILS

Camaro is a top quality vinyl flooring in tile and plank formats. Each layer has been thermally pressed by means of innovative technologies for ultimate performance.



1. The Polyurethane Reinforcement

Thanks to a factory-applied polyurethane reinforcement, there is less work for you to do to care for your floor.

2. The Wear Layer

This transparent, extremely dense layer is hard-wearing and protects the decoration of the product. This allows the surface embossing to create a highly authentic effect.

3. The Decoration Layer

Each design has been specifically developed for Camaro by means of extensive trend research and the commissioning of experienced product designers.

4. The Stabilisation Layer

Improved dimensional stability is achieved by minimising the effect of surrounding physical properties (e.g. temperature fluctuations).

5. The Load-Bearing Layer

The basis for the long service life and high performance of Camaro.



EN 14041

The following table features technical details, if you require any further information, contact Polyflor Customer Technical Services on +44 (0)161 767 1912, or email tech@polyflor.com

CHARACTERISTICS	CAMARO	CHARACTERISTICS	CAMARO
Type of floorcovering EN 649 / EN ISO 10582	Heterogeneous, PVC	Abrasion resistance EN 649 EN ISO 10582	Group T Type 1
Surface Treatment	Polyurethane Reinforcement (PUR)	Dimensional stability EN 434 / EN ISO 23999	≤ 0.1%
Total Weight EN 430 / EN ISO 23997	3,600 g/m ²	Colour fastness to artificial light *	≥ 6 ISO 105-B02 method 3
Performance classification EN 685 / EN ISO 10874	23, 31	Behaviour to fire EN 13501-1	Bfl - S1
Gauge EN 428 / EN ISO 24346	2.0mm	Slip resistance **	EN 13893 Class DS (Dry condition) DIN 51130 R10 AS/NZS 4586 R10 For safety flooring with sustainable wet slip resistance, refer to the Expona Control or Polysafe ranges
Wear layer thickness EN 429 / EN ISO 24340	0.3mm	VOC emissions	Eurofins - Indoor Air Comfort Gold AgBB - Very low emissions Floorscore - Certified product
Plank size EN 427 / EN ISO 24342 and packaging details	192 @ 76.2 x 228.6mm = 3.34m ² 36 @ 101.6 x 914.4mm = 3.34m ² 24 @ 152.4 x 914.4mm = 3.34m ² 18 @ 152.4 x 1219.2mm = 3.34m ² 15 @ 184.2 x 1219.2mm = 3.37m ² 12x3 @ 76.2 / 101.6 / 152.4 x 914.4mm = 3.62m ² 14 @ 203.2 x 1219.2mm = 3.46m ²	Chemical resistance EN 423 / EN ISO 26987	***
Tile size EN 427 / EN ISO 24342 and packaging details	36 @ 304.8 x 304.8mm = 3.34m ² 18 @ 304.8 x 609.6mm = 3.34m ² 36 @ 152.4 x 609.6mm = 3.34m ²	Castor chair suitability EN 425 / ISO 4918	Suitable, type W, EN 12529
Residual indentation EN 433 / EN ISO 24343-1	≤ 0.05mm	Underfloor heating suitability EN 1264-2	Suitable, max. 27° C

* We recommend that adequate UV protection be taken against products being installed in direct sunlight as fading may occur.

** For clarification regarding slip resistance, consult Polyflor. See product pages (80-83) for R values.

*** Resistant depending on concentration and time of exposure. In case of increased impact of oils, grease, acids, alkalis and other aggressive chemicals, please contact us.